



Fall 2014 Individual Report for MATH-1001-R03MATH FOR BUSINESS:PRECALCULUS (Han-Bom Moon)

Fall 2014 Fordham University Student Course Evaluation

Project Audience 25

Responses Received 9

Response Ratio 36%

Report Comments

This report contains the following sections: Summary: Summarizes how courses and instructors were evaluated on the competencies in descending order. Competency Analysis: Breaks down the scores by each rating scale for Course Questions and Instructor Questions. Open ended feedback may also be provided. Rating Scale Definitions 1) Strongly Disagree 2) - 3) Disagree 4) - 5) Neutral 6) - 7) Agree 8) - 9) Strongly Agree

Creation Date Sun, Apr 12, 2015

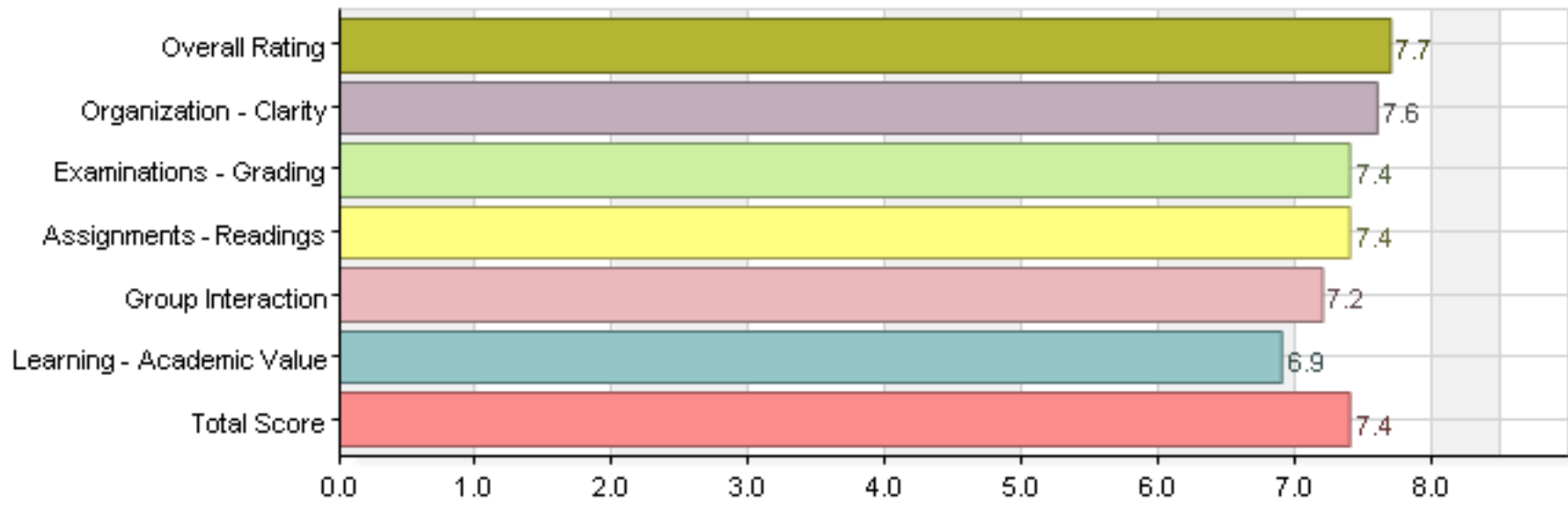
Powered by: **BLUE** 

[Download PDF](#)

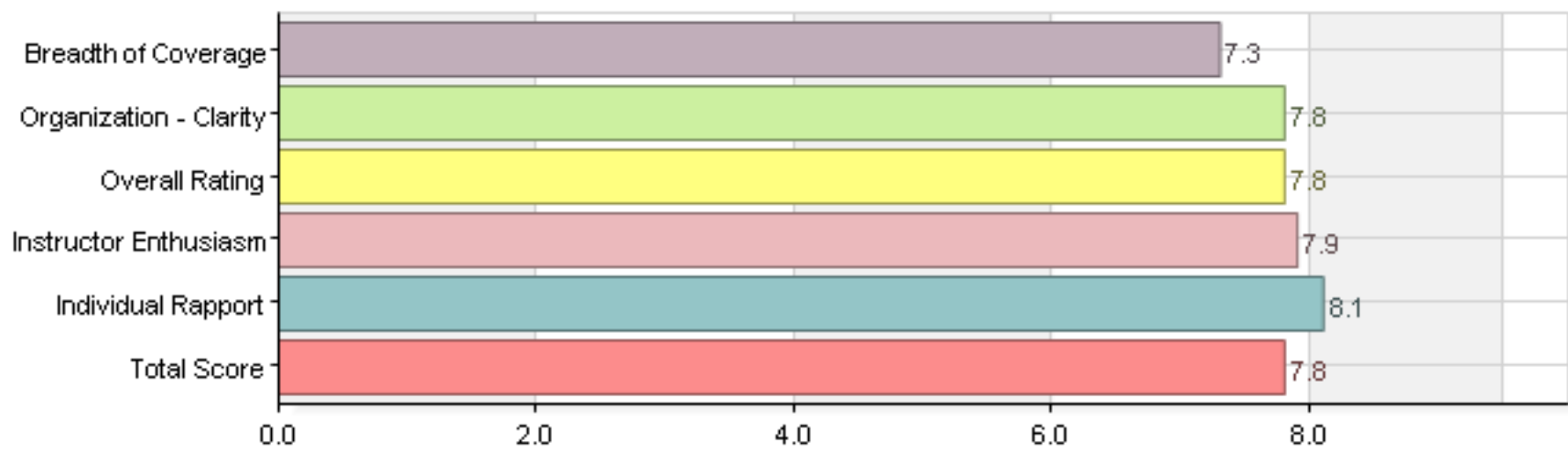
Summary

This section summarizes how students evaluated competencies in decending order. For more details, please see the Competency Analysis section.

The Content



The Instructor



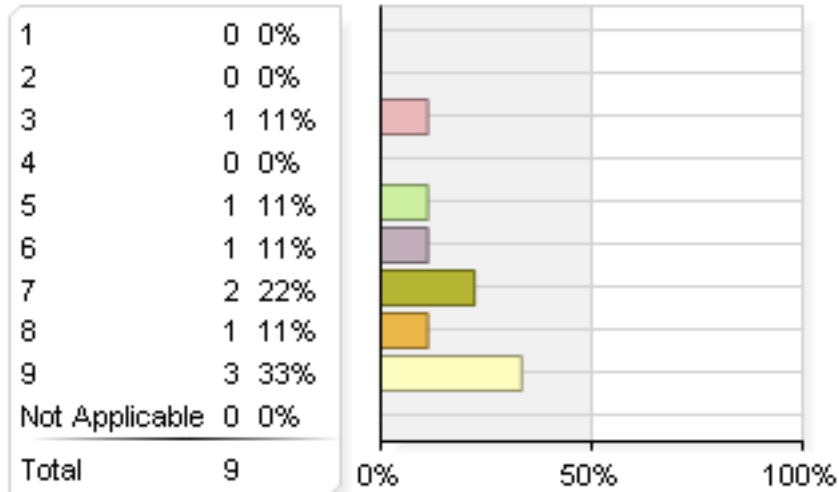
Competency Analysis

Breaks down the scores by each rating scale for Course Questions and Instructor Questions. Open ended feedback may also be provided.

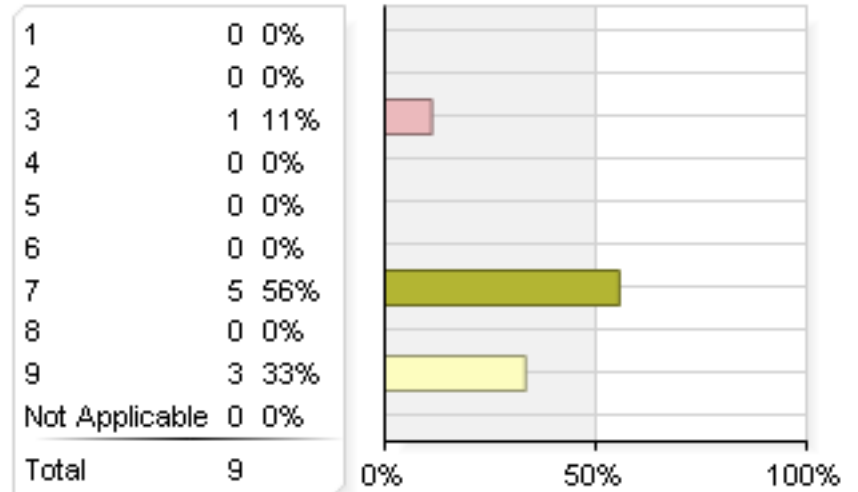
Course Questions - Frequency Analysis

Learning - Academic Value

1. You found the class intellectually challenging and stimulating



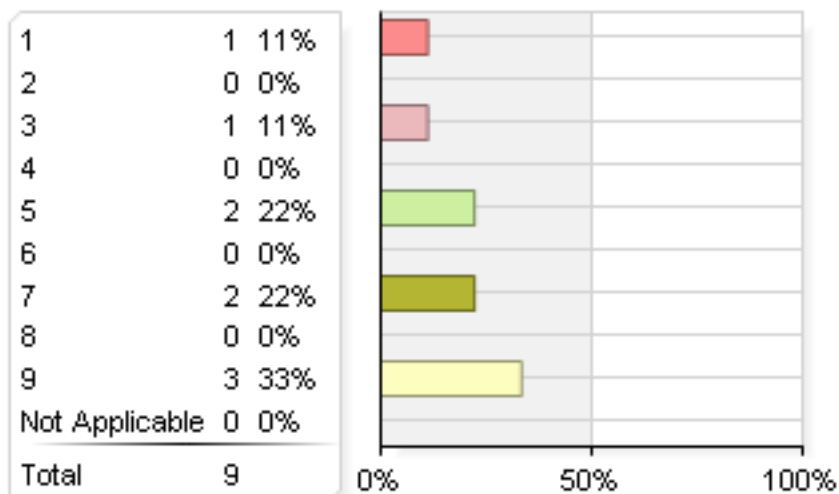
2. You learned something that you considered valuable



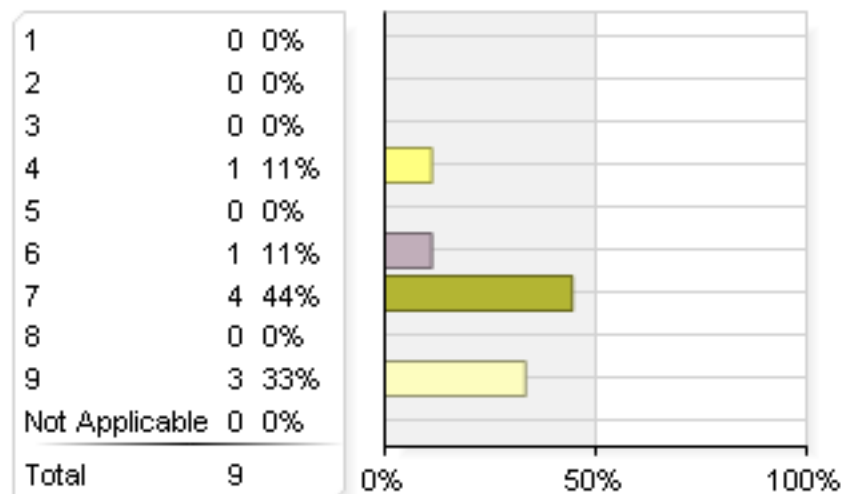
Statistics	Value
Response Count	9
Mean	7.0
Median	7.0
Mode	9
Standard Deviation	+/-2.1

Statistics	Value
Response Count	9
Mean	7.2
Median	7.0
Mode	7
Standard Deviation	+/-1.9

3. Your interest in this subject has increased as a consequence of this class



4. You have learned and understood the subject materials in this class

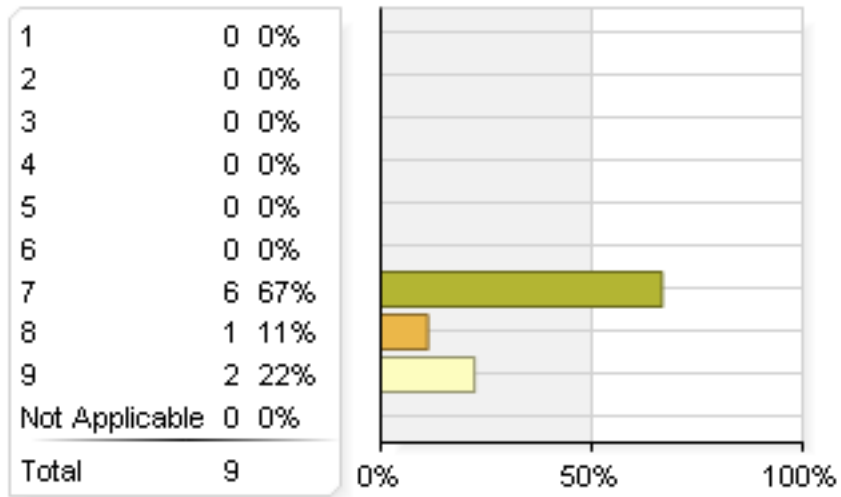


Statistics	Value
Response Count	9
Mean	6.1
Median	7.0
Mode	9
Standard Deviation	+/-2.8

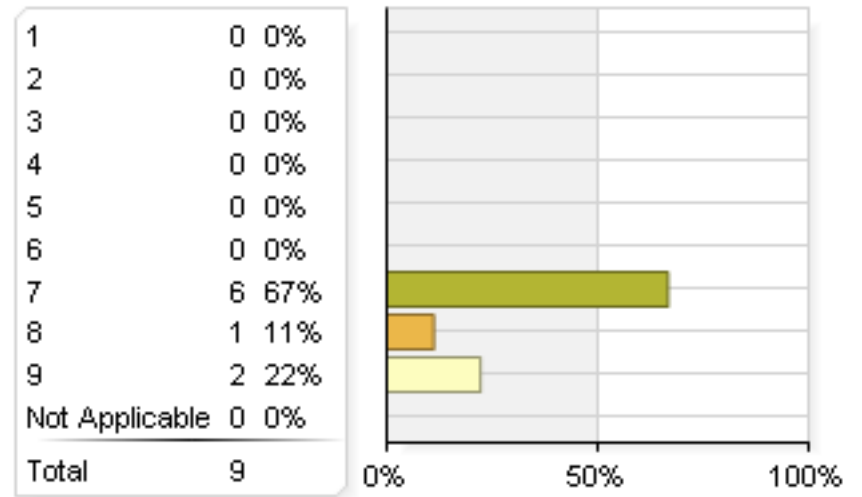
Statistics	Value
Response Count	9
Mean	7.2
Median	7.0
Mode	7
Standard Deviation	+/-1.6

Organization - Clarity

1. Class materials were well prepared and carefully explained



2. Proposed objectives agreed with those actually taught, so you knew where the class was going

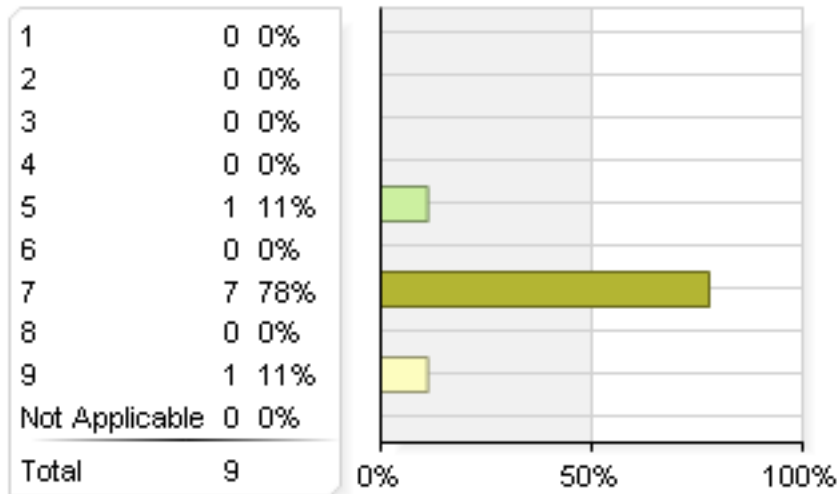


Statistics	Value
Response Count	9
Mean	7.6
Median	7.0
Mode	7
Standard Deviation	+/-0.9

Statistics	Value
Response Count	9
Mean	7.6
Median	7.0
Mode	7
Standard Deviation	+/-0.9

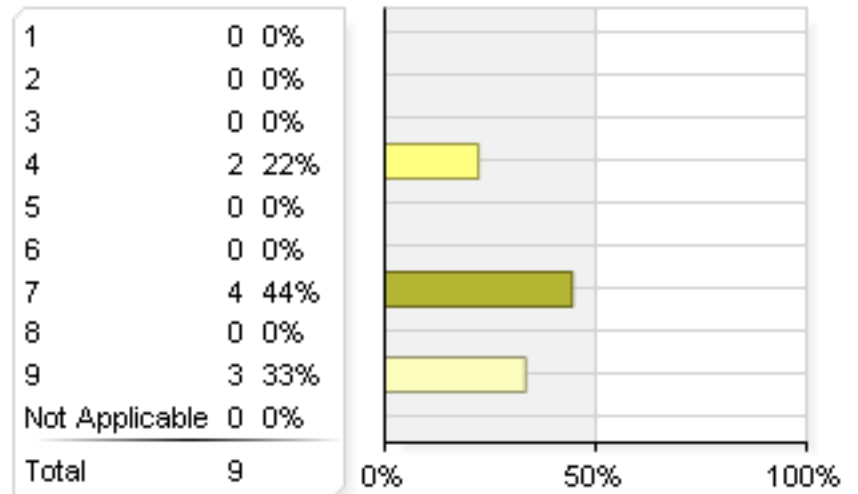
Group Interaction

1. Students were encouraged to participate in class discussions



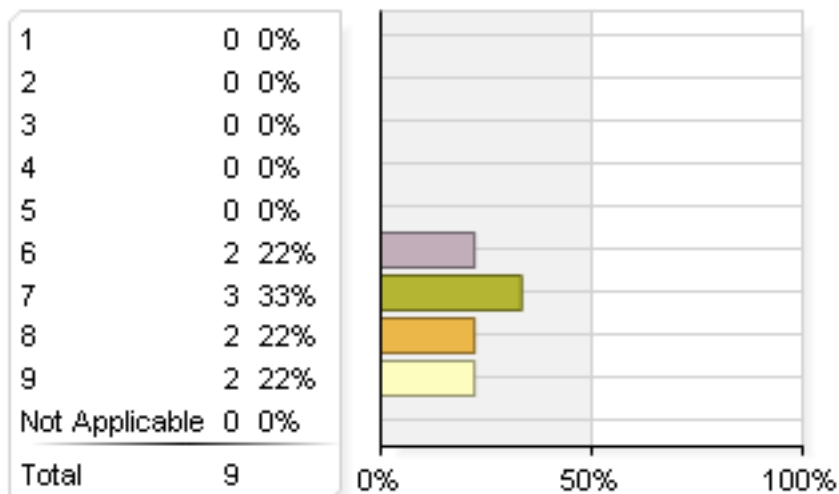
Statistics	Value
Response Count	9
Mean	7.0
Median	7.0
Mode	7
Standard Deviation	+/-1.0

2. Students were invited to share their ideas and knowledge



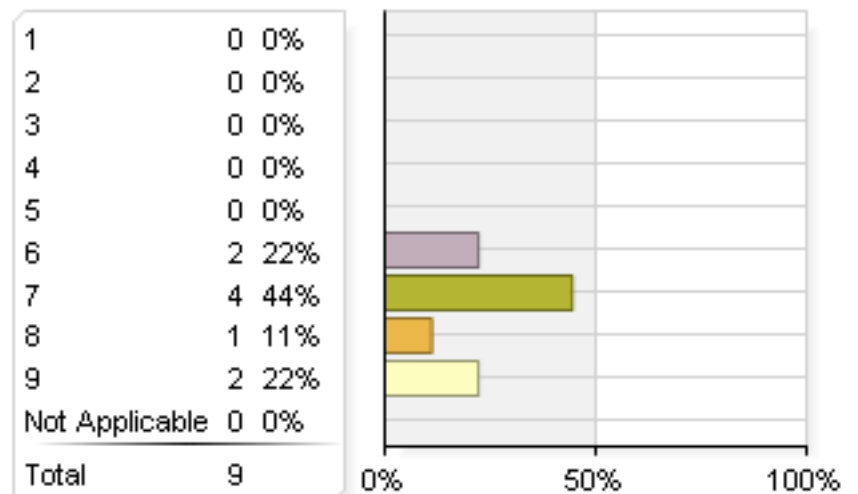
Statistics	Value
Response Count	9
Mean	7.0
Median	7.0
Mode	7
Standard Deviation	+/-1.9

3. Students were encouraged to ask questions and were given meaningful answers



Statistics	Value
Response Count	9
Mean	7.4
Median	7.0
Mode	7
Standard Deviation	+/-1.1

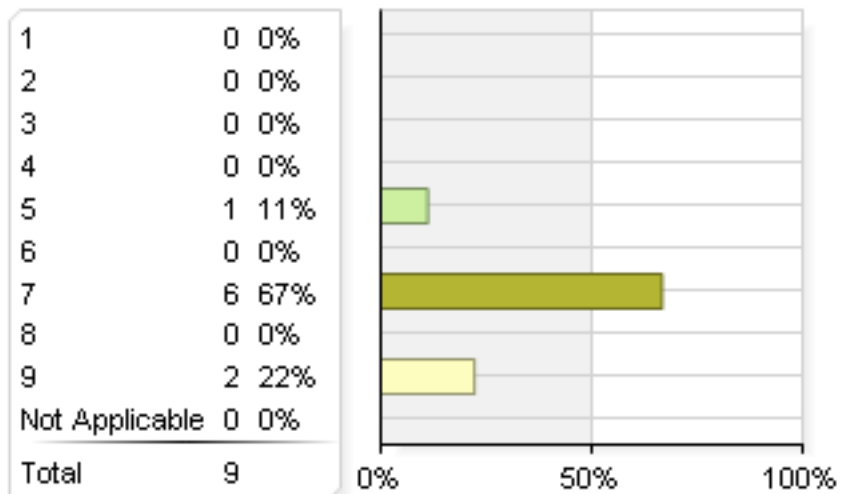
4. Students were encouraged to express their own ideas and/or question the instructor



Statistics	Value
Response Count	9
Mean	7.3
Median	7.0
Mode	7
Standard Deviation	+/-1.1

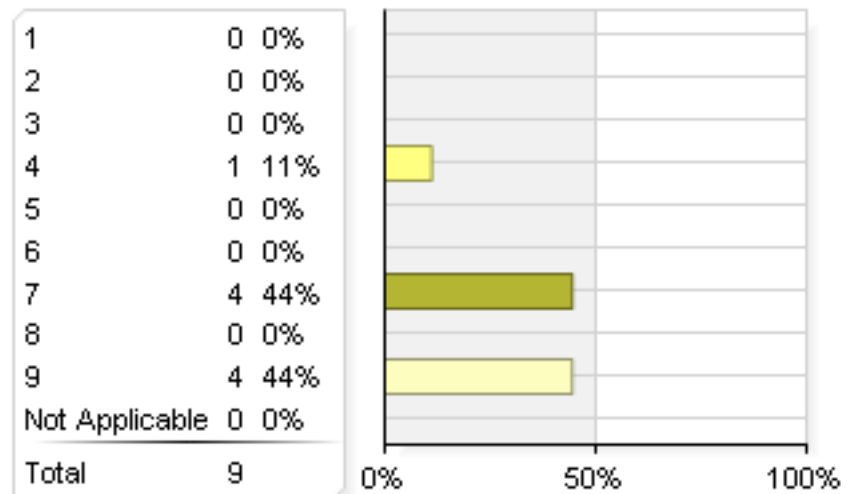
Examinations - Grading

1. Feedback on examinations/graded materials was valuable



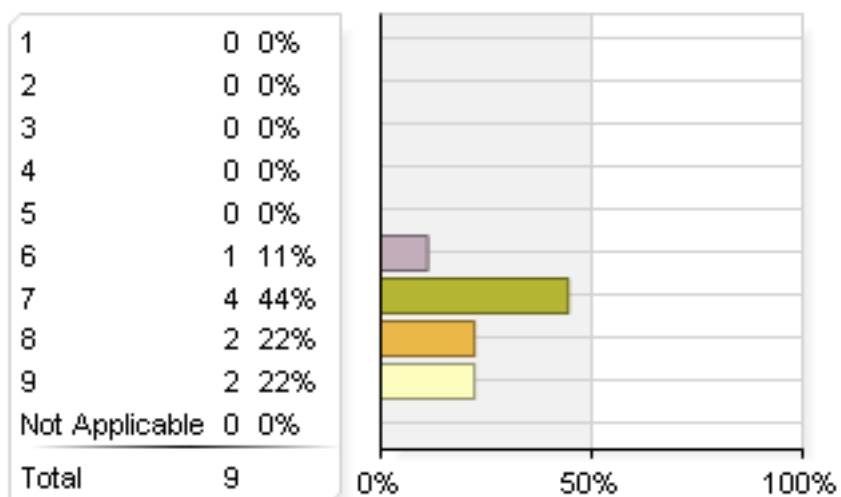
Statistics	Value
Response Count	9
Mean	7.2
Median	7.0
Mode	7
Standard Deviation	+/-1.2

2. Methods of evaluating student work were fair and appropriate



Statistics	Value
Response Count	9
Mean	7.6
Median	7.0
Mode	7, 9
Standard Deviation	+/-1.7

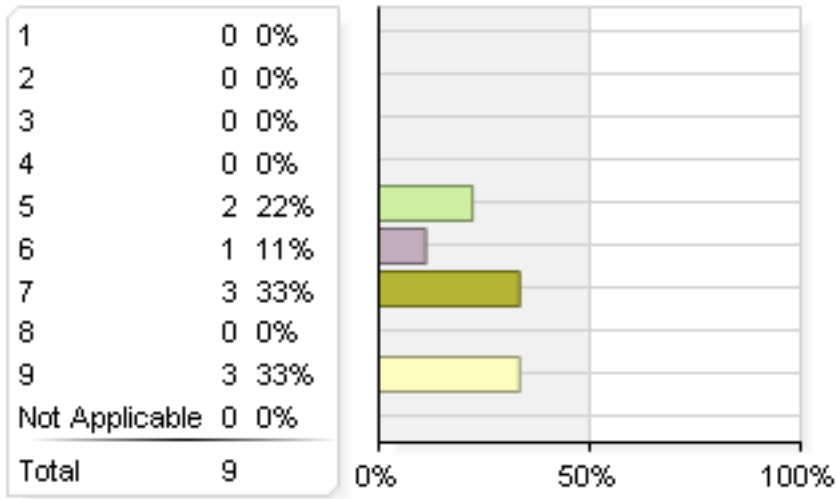
3. Examinations/graded materials tested class content as emphasized by the instructor



Statistics	Value
Response Count	9
Mean	7.6
Median	7.0
Mode	7
Standard Deviation	+/-1.0

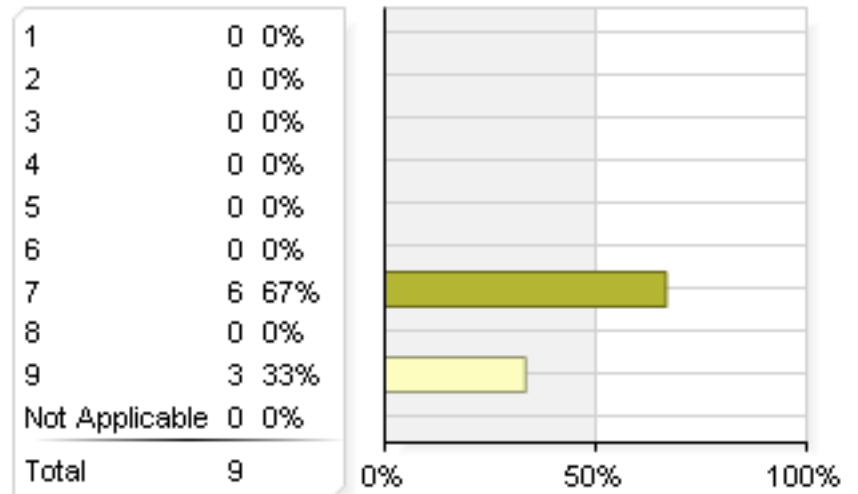
Assignments - Readings

1. Required readings/texts were valuable



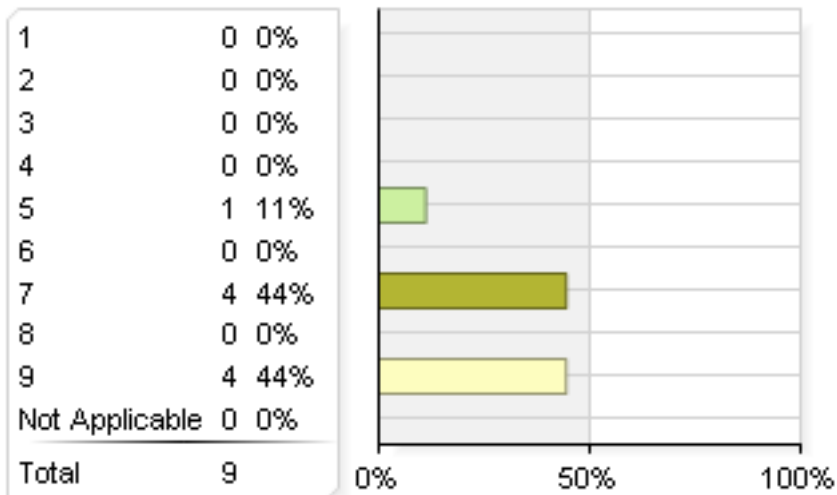
Statistics	Value
Response Count	9
Mean	7.1
Median	7.0
Mode	7, 9
Standard Deviation	+/-1.6

2. Readings, homework, etc. contributed to appreciation and understanding of the subject



Statistics	Value
Response Count	9
Mean	7.7
Median	7.0
Mode	7
Standard Deviation	+/-1.0

Overall Rating

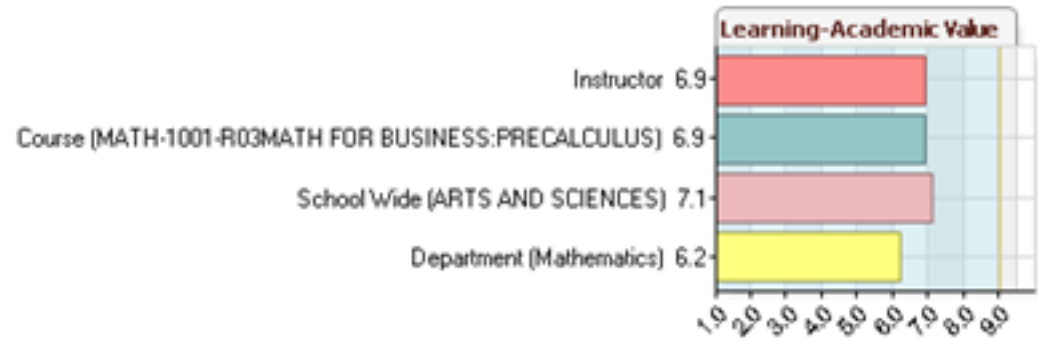


Statistics	Value
Response Count	9
Mean	7.7
Median	7.0
Mode	7, 9
Standard Deviation	+/-1.4

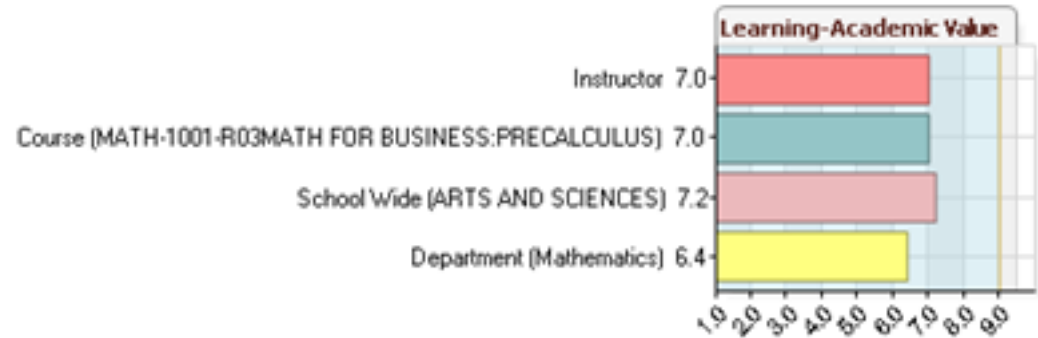
Course Questions - Score Analysis

Learning - Academic Value

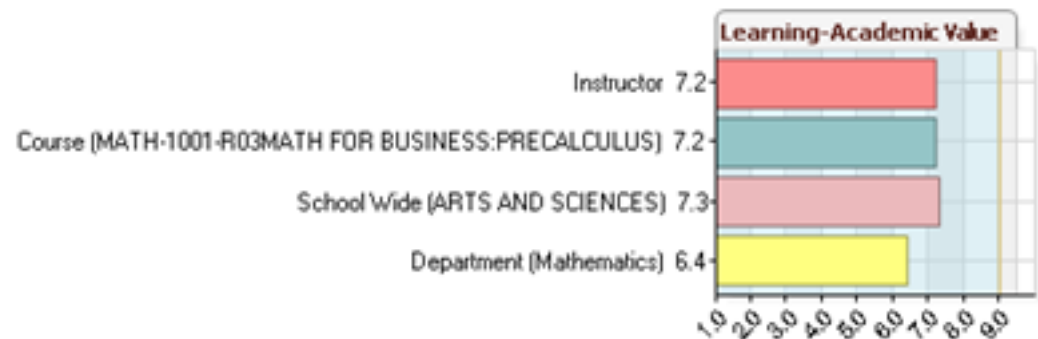
Overall



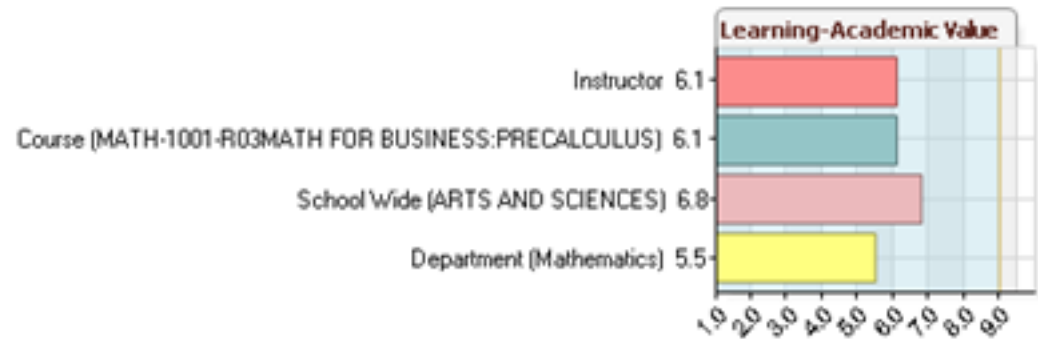
1. You found the class intellectually challenging and stimulating



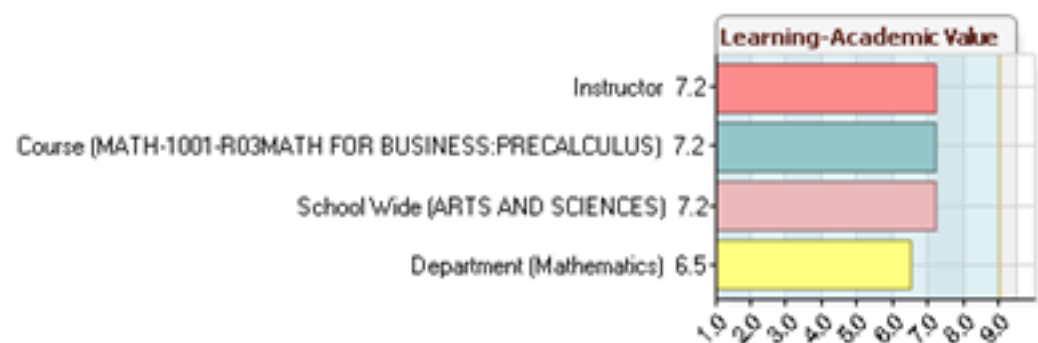
2. You learned something that you considered valuable



3. Your interest in this subject has increased as a consequence of this class



4. You have learned and understood the subject materials in this class



Organization - Clarity

Overall



1. Class materials were well prepared and carefully explained



2. Proposed objectives agreed with those actually taught, so you knew where the class was going




Group Interaction


Overall



1. Students were encouraged to participate in class discussions



2. Students were invited to share their ideas and knowledge



3. Students were encouraged to ask questions and were given meaningful answers

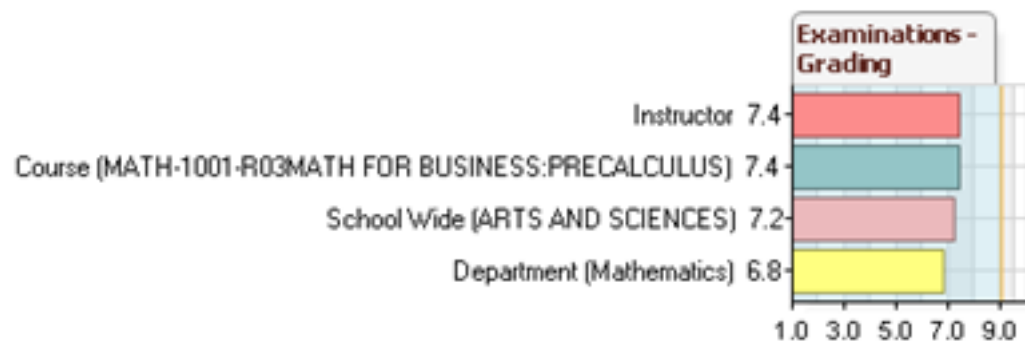


4. Students were encouraged to express their own ideas and/or question the instructor

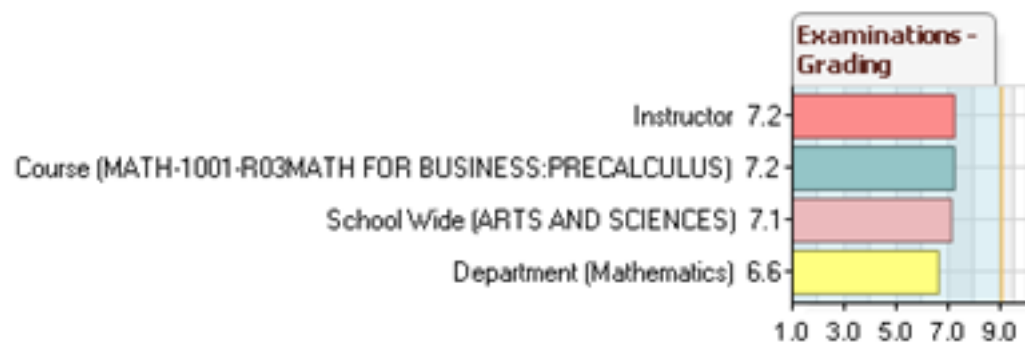


Examinations - Grading

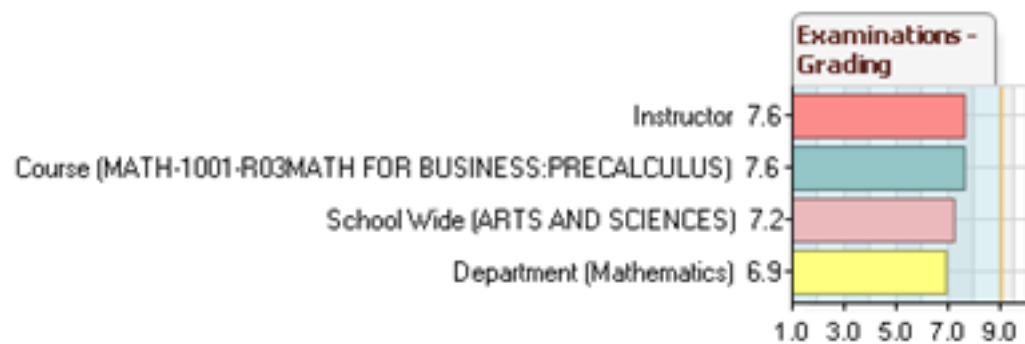
Overall




1. Feedback on examinations/graded materials was valuable



2. Methods of evaluating student work were fair and appropriate

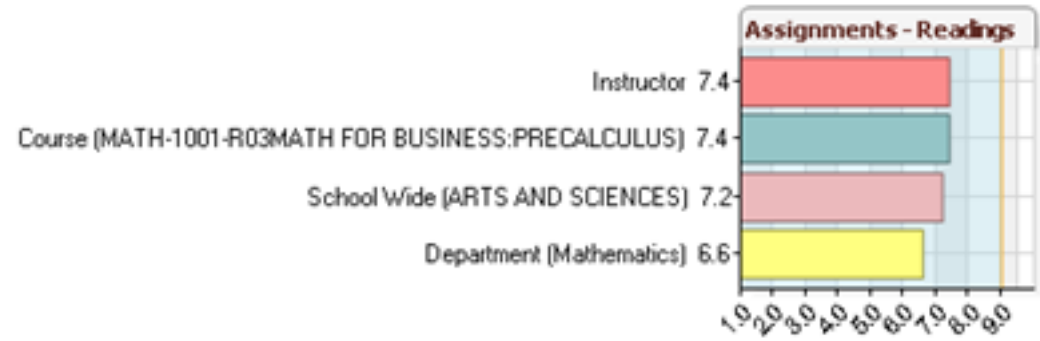


3. Examinations/graded materials tested class content as emphasized by the instructor

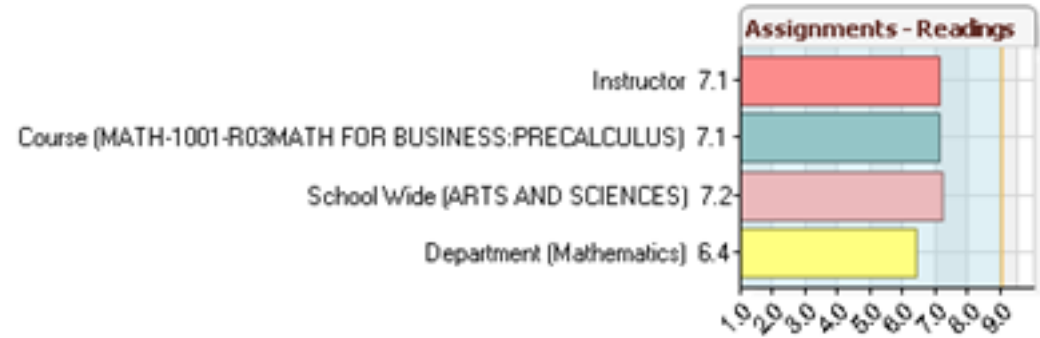


Assignments - Readings

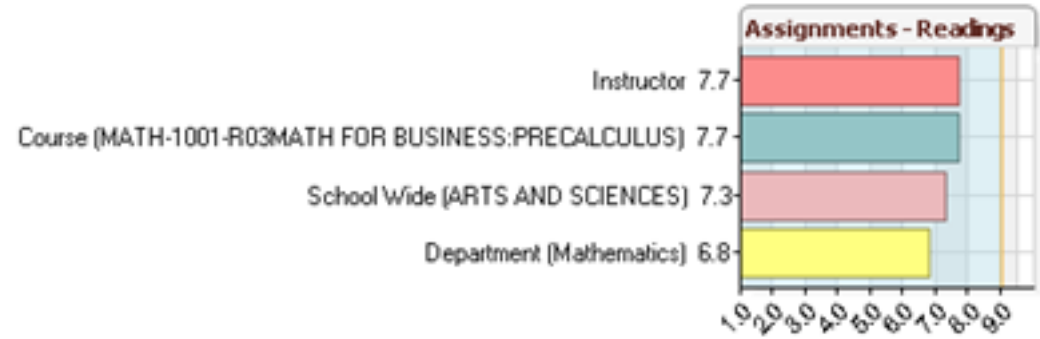
Overall



1. Required readings/texts were valuable




2. Readings, homework, etc. contributed to appreciation and understanding of the subject



Overall Rating

Overall



General Observations - Courses

Are there any other aspects of this course that you think were very positive (e.g. particular readings, assignments, projects, topics studied) and why?

Comment

The Wiley Plus assignments were great, they took the lessons to another level and the recommended problems were life savers.

He was a great teacher

I assigned homework questions were very helpful.

Nope

Are there any other aspects of this course you would change in future offerings (e.g. particular readings, assignments, projects, topics studied) and how?

Comment

Professor could put up examples were the class can go up to the board an answers them more often. I understood the lesson much better rather than just copying what he taught.

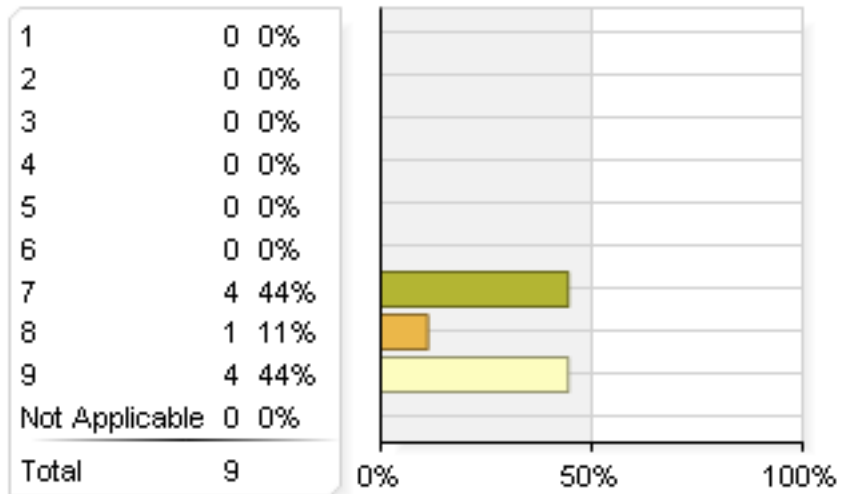
I would not change anything

nopw

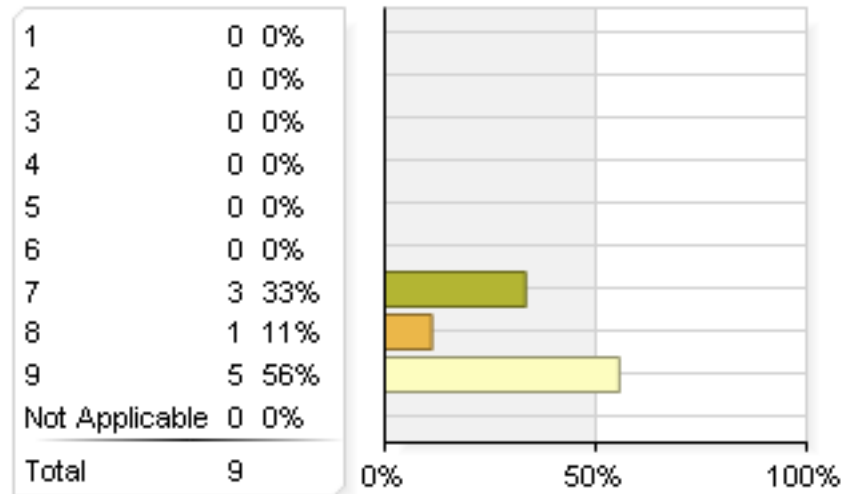
Instructor Questions - Frequency Analysis

Instructor Enthusiasm

1. Instructor was enthusiastic about teaching the class



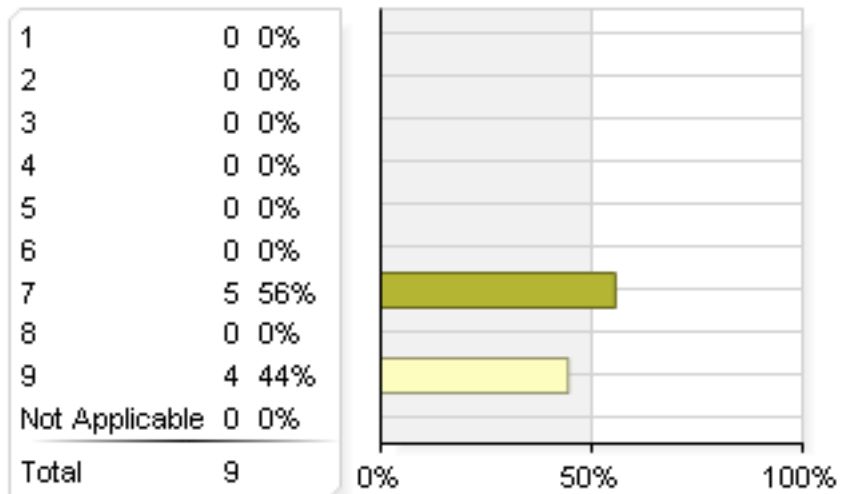
2. Instructor was dynamic and energetic in conducting the class



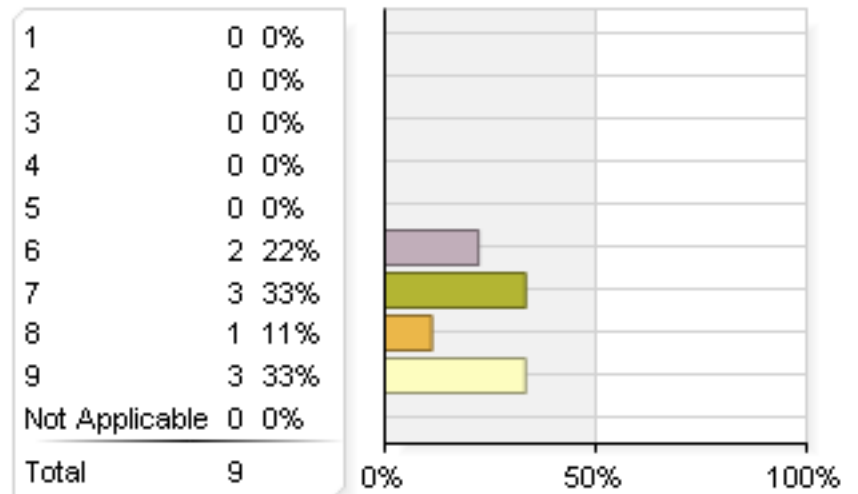
Statistics	Value
Response Count	9
Mean	8.0
Median	8.0
Mode	7, 9
Standard Deviation	+/-1.0

Statistics	Value
Response Count	9
Mean	8.2
Median	9.0
Mode	9
Standard Deviation	+/-1.0

3. Instructor enhanced presentations with the use of humor



4. Instructor's style of presentation held your interest during class

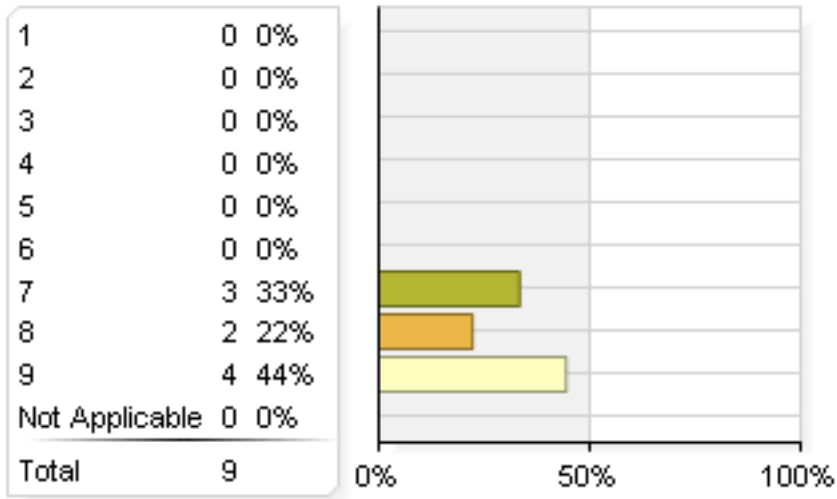


Statistics	Value
Response Count	9
Mean	7.9
Median	7.0
Mode	7
Standard Deviation	+/-1.1

Statistics	Value
Response Count	9
Mean	7.6
Median	7.0
Mode	7, 9
Standard Deviation	+/-1.2

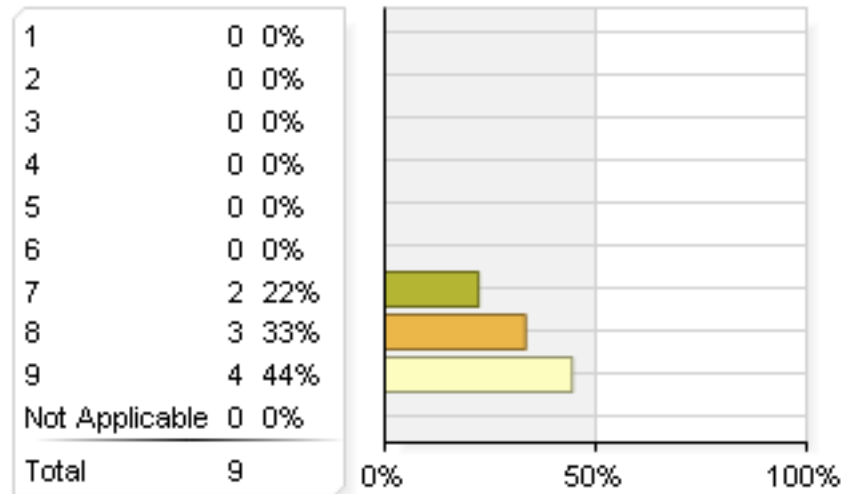
Individual Rapport

1. Instructor was friendly towards individual students



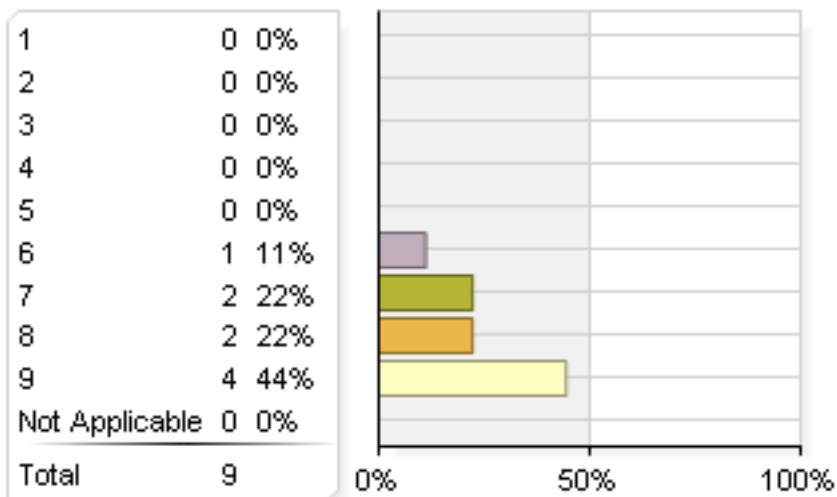
Statistics	Value
Response Count	9
Mean	8.1
Median	8.0
Mode	9
Standard Deviation	+/-0.9

2. Instructor had a genuine interest in individual students



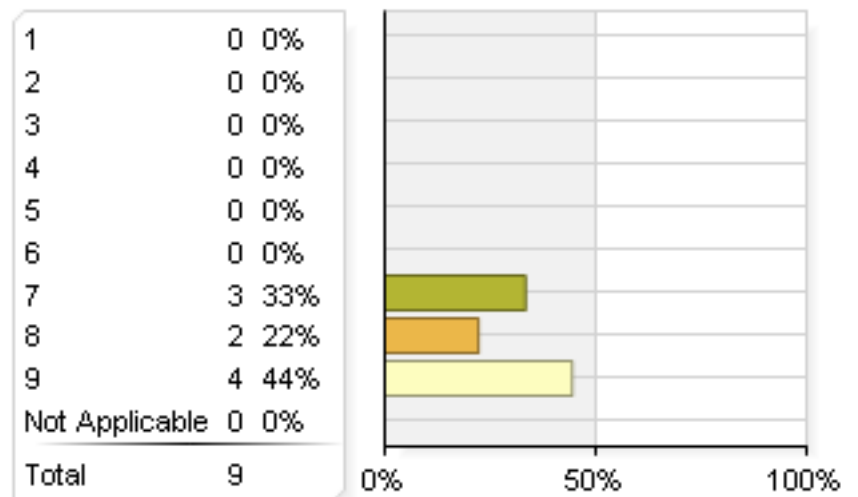
Statistics	Value
Response Count	9
Mean	8.2
Median	8.0
Mode	9
Standard Deviation	+/-0.8

3. Instructors made students feel welcome in seeking help/advice in or outside of class



Statistics	Value
Response Count	9
Mean	8.0
Median	8.0
Mode	9
Standard Deviation	+/-1.1

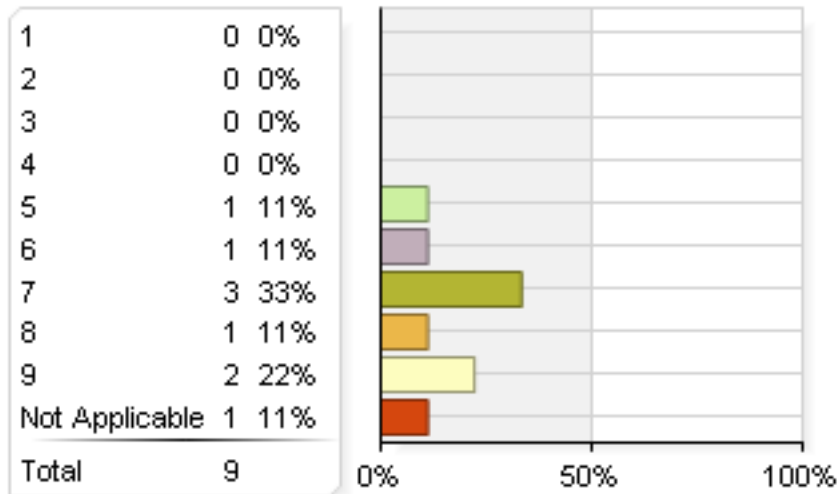
4. Instructor was adequately accessible to students during office hours or after class



Statistics	Value
Response Count	9
Mean	8.1
Median	8.0
Mode	9
Standard Deviation	+/-0.9

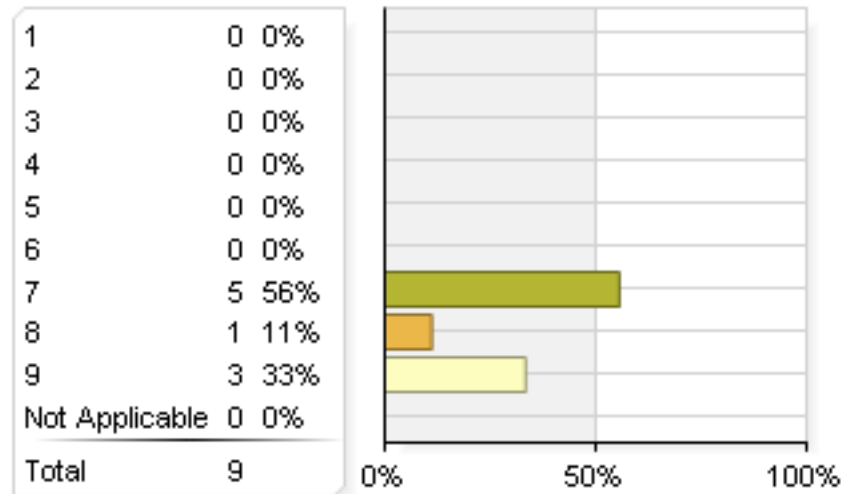
Breadth of Coverage

1. Instructor contrasted the implications of various theories



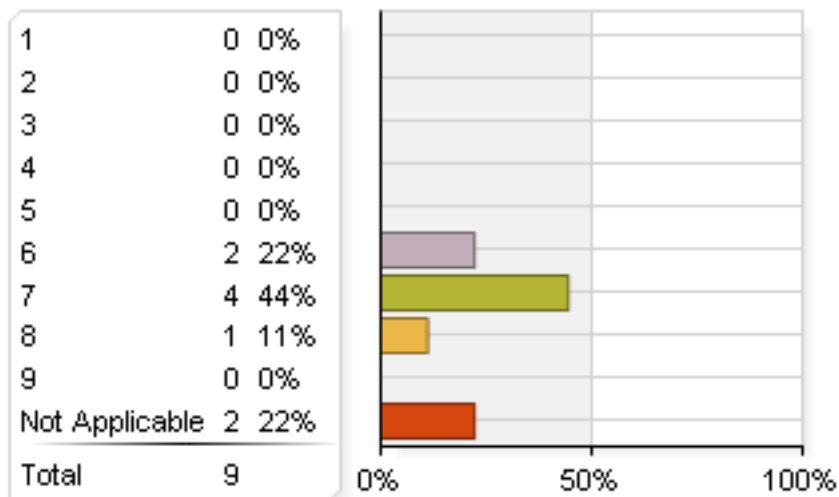
Statistics	Value
Response Count	9
Mean	7.3
Median	7.0
Mode	7
Standard Deviation	+/-1.4

2. Instructor presented the background or origin of ideas/concepts developed in class



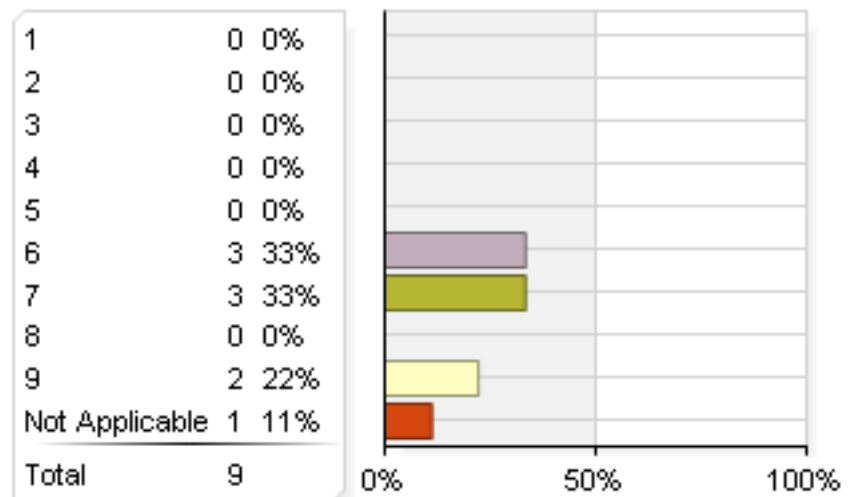
Statistics	Value
Response Count	9
Mean	7.8
Median	7.0
Mode	7
Standard Deviation	+/-1.0

3. Instructor presented points of view other than his/her own when appropriate



Statistics	Value
Response Count	9
Mean	6.9
Median	7.0
Mode	7
Standard Deviation	+/-0.7

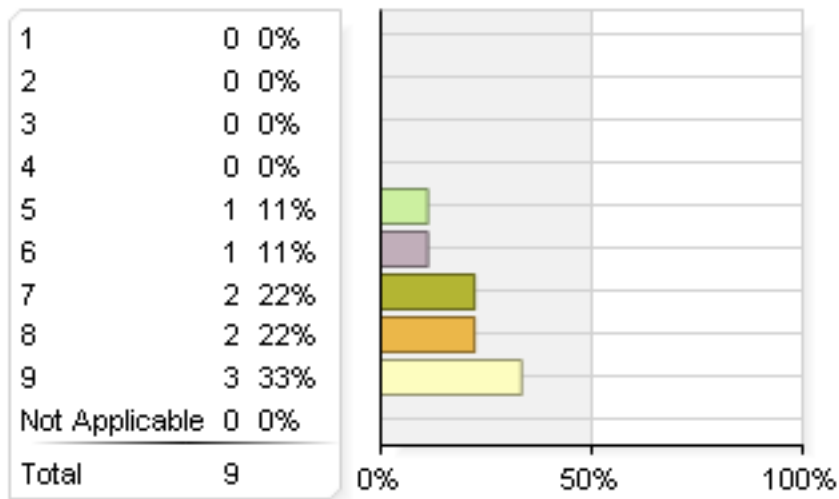
4. Instructor adequately discussed current developments in the field



Statistics	Value
Response Count	9
Mean	7.1
Median	7.0
Mode	6, 7
Standard Deviation	+/-1.2

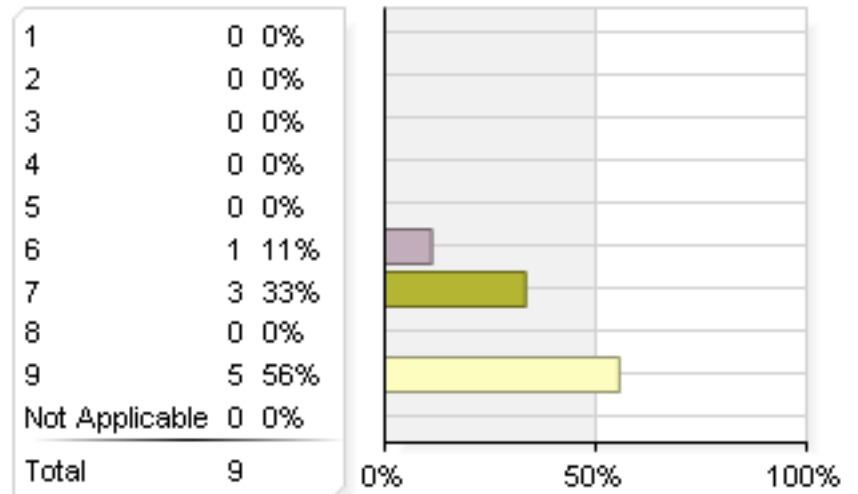
Organization - Clarity

1. Instructor's explanations were clear



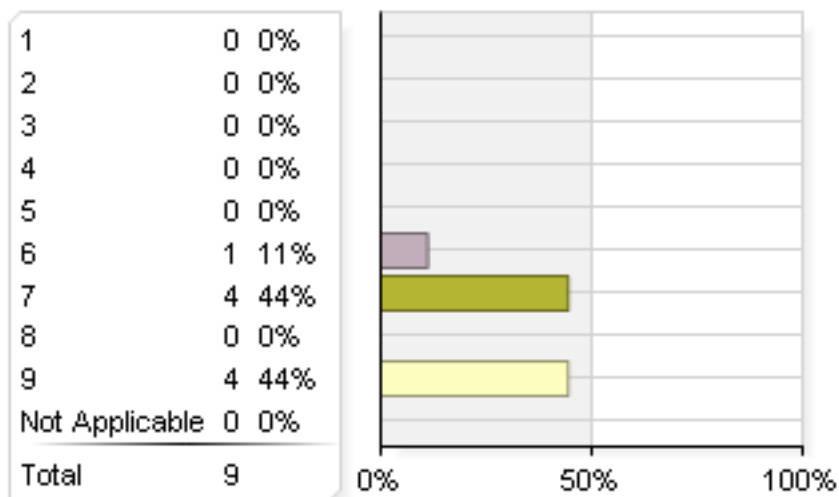
Statistics	Value
Response Count	9
Mean	7.6
Median	8.0
Mode	9
Standard Deviation	+/-1.4
Population Standard Deviation	+/-1.3

2. Instructor gave presentations that facilitated taking notes



Statistics	Value
Response Count	9
Mean	8.0
Median	9.0
Mode	9
Standard Deviation	+/-1.2
Population Standard Deviation	+/-1.2

Overall Rating



Statistics	Value
Response Count	9
Mean	7.8
Median	7.0
Mode	7, 9
Standard Deviation	+/-1.2
Population Standard Deviation	+/-1.1

Instructor Questions - Score Analysis

Instructor Enthusiasm

Overall



1. Instructor was enthusiastic about teaching the class



2. Instructor was dynamic and energetic in conducting the class



3. Instructor enhanced presentations with the use of humor




4. Instructor's style of presentation held your interest during class




Individual Rapport

Overall




1. Instructor was friendly towards individual students



2. Instructor had a genuine interest in individual students



3. Instructors made students feel welcome in seeking help/advice in or outside of class

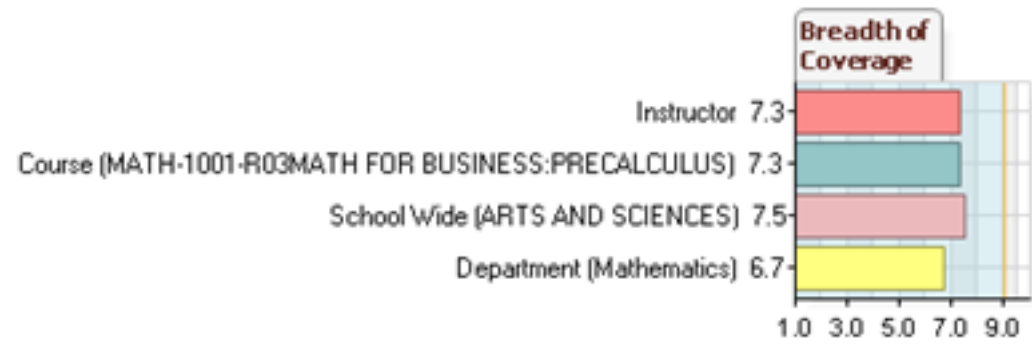


4. Instructor was adequately accessible to students during office hours or after class



Breadth of Coverage

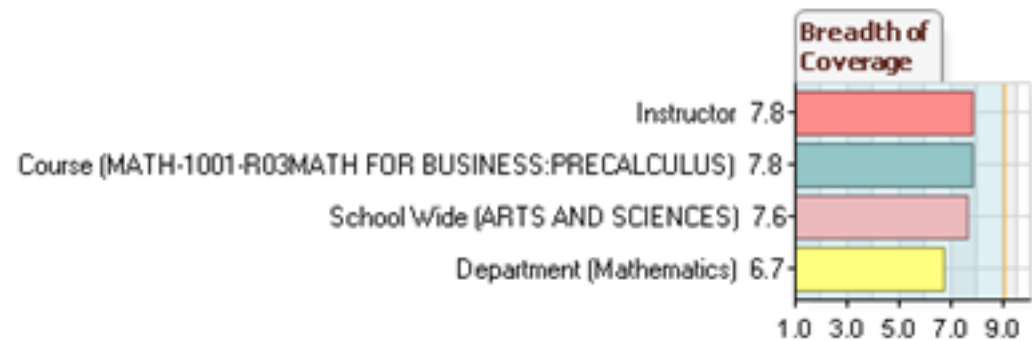
Overall



1. Instructor contrasted the implications of various theories



2. Instructor presented the background or origin of ideas/concepts developed in class



3. Instructor presented points of view other than his/her own when appropriate



4. Instructor adequately discussed current developments in the field



Organization - Clarity

Overall



1. Instructor's explanations were clear




2. Instructor gave presentations that facilitated taking notes



Overall Rating

Overall



General Observations - Instructors

What aspects of the instructor's teaching style did you find very positive and why?

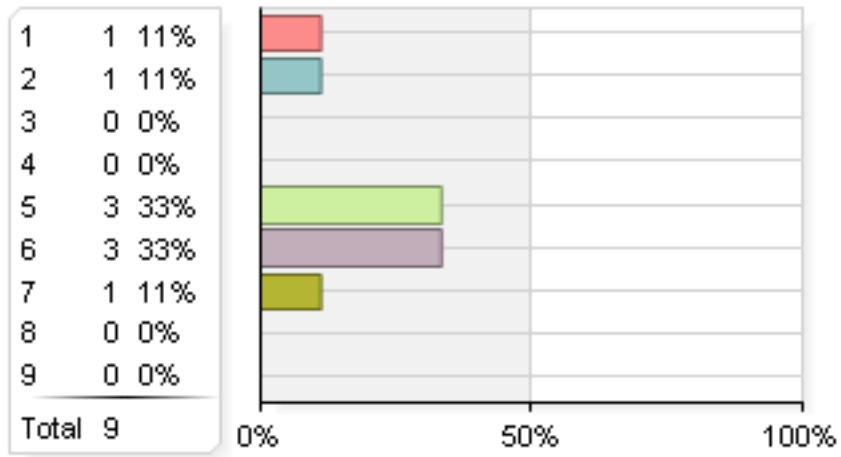
Comment
very fun, energetic and upbeat in every class
Funny nice guy
His energy and clarity in teach the material
Multiple examples

What specific advice would you give to help your instructor improve your learning experience in this course, and why?

Comment
asking for students to participate and answer questions on the board.
Slow down a little bit
Nothing, I loved the course.
clarity

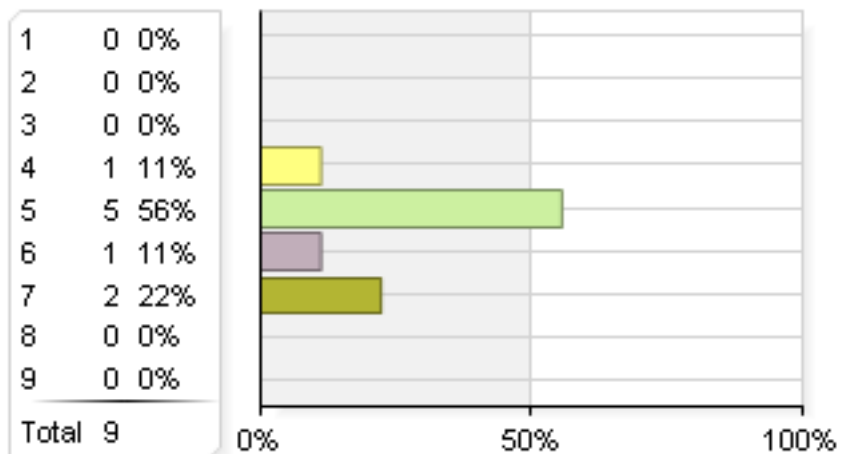
General Questions

Subject difficulty, relative to other subjects was



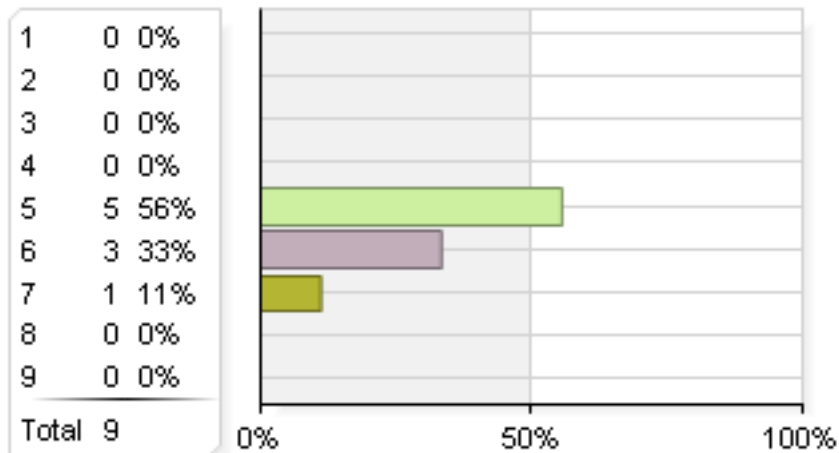
Statistics	Value
Response Count	9
Mean	4.8
Median	5.0
Mode	5, 6
Standard Deviation	+/-2.0

Subject workload, relative to other subjects was



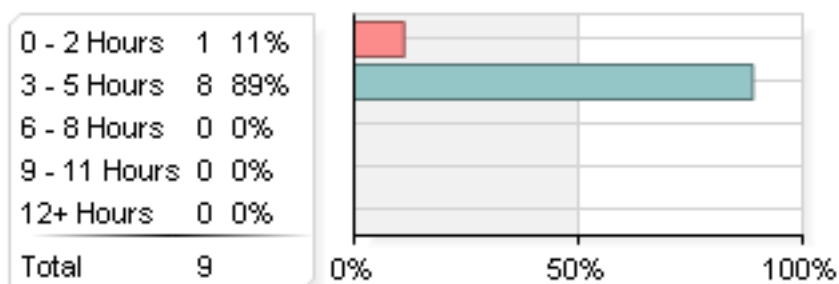
Statistics	Value
Response Count	9
Mean	5.4
Median	5.0
Mode	5
Standard Deviation	+/-1.0

Subject pace was

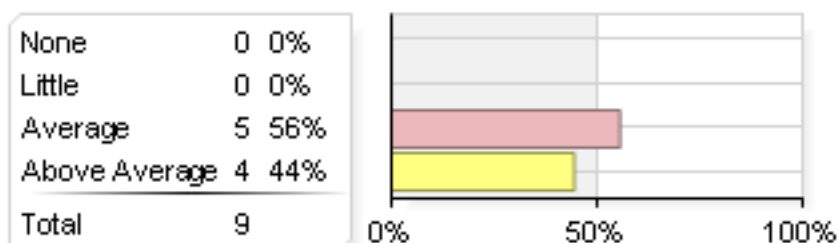


Statistics	Value
Response Count	9
Mean	5.6
Median	5.0
Mode	5
Standard Deviation	+/-0.7

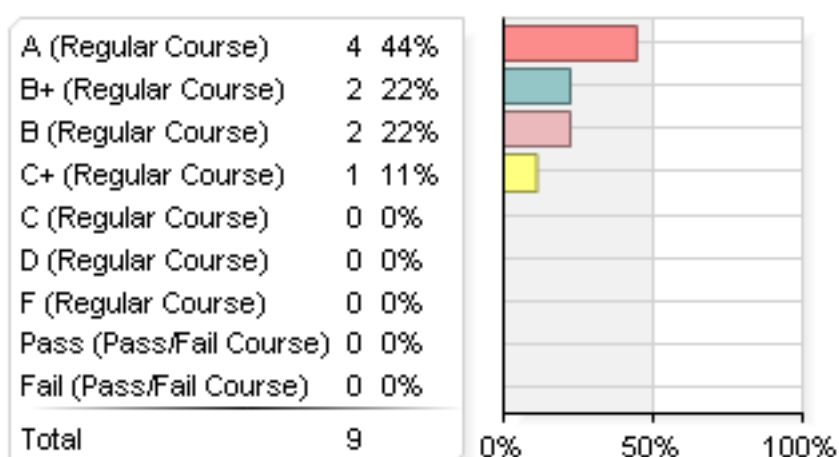
Average number of hours per week required outside of class



How much effort did you put into the class?

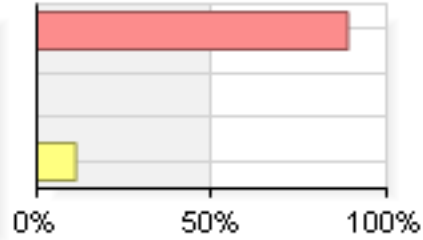


What do you expect your final grade in this course to be?



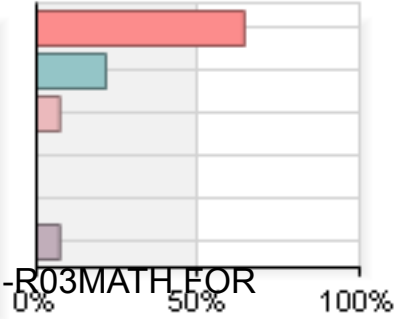
For you, this course is:

1 Core requirement	8	89%
2 Major requirement	0	0%
3 Minor requirement	0	0%
4 Elective	1	11%
Total	9	



Which of these following reasons figured in your decision to take this course? (Mark all that apply)

Requirement	9	64%
Interest	3	21%
Convenient time	1	7%
Instructor's reputation	0	0%
Took Instructor before	0	0%
Others, Please Specify	1	7%
Total	14	



Han-Bom Moon - MATH-1001-R03MATH FOR
 Respondent(s) 9
 BUSINESS:PRECALCULUS